

How to Win a Load on 24/7 Truckin

Master the Art of Winning Loads on 24/7 Truckin:
A Comprehensive Guide



Overview:

Winning a load on the 24/7 Truckin platform is crucial for owner operators seeking to optimize their operations and maximize their earning potential. By following these step-by-step instructions, owner operators can efficiently navigate the load management process and successfully secure loads through the platform.

Image 1: Mobile App Homepage

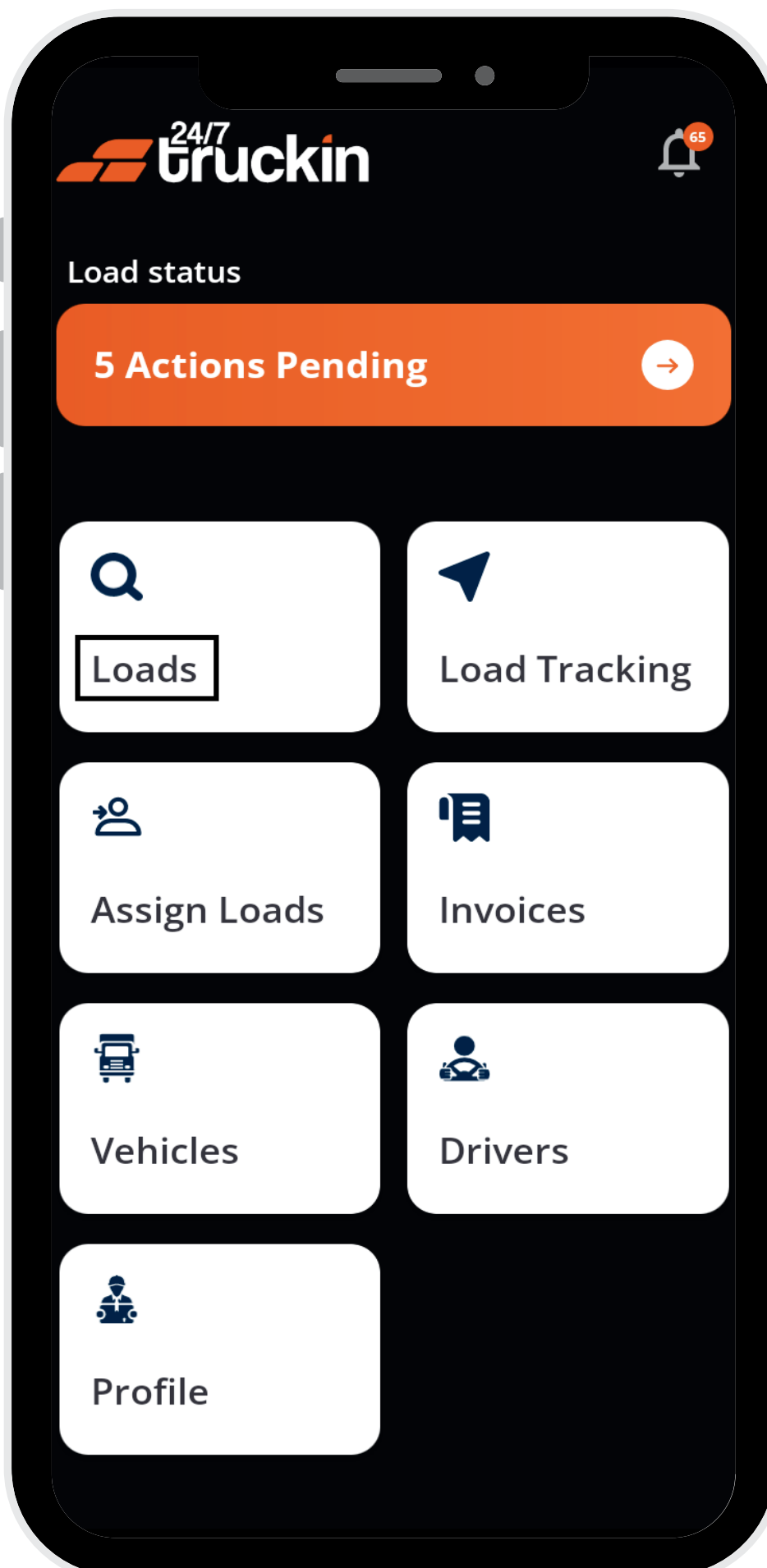
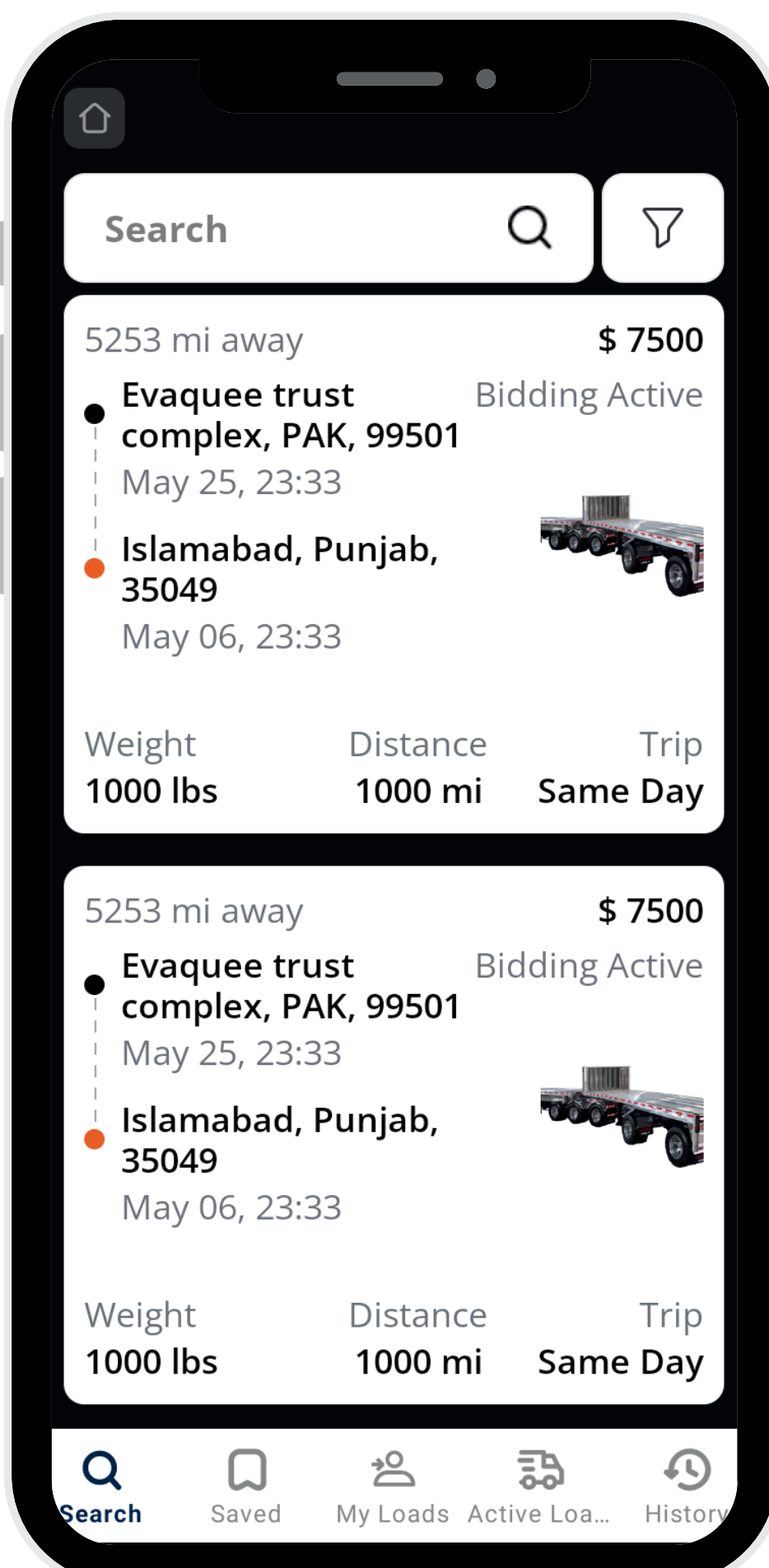


Image 2: Load Search Screen



Follow these steps to Win a Load:

1. Access the 24/7 Truckin Mobile Application:

Begin by opening the 24/7 Truckin mobile application on your device.

2. Navigate to Available Loads:

Once logged in, "locate" and "tap" on the "Loads" button on the homepage of the application. This will direct you to the section where all available loads are listed.

3. Enable Location Services:

Before proceeding further, ensure that your device's location services are enabled. This step is essential for accurately displaying available loads based on your current location.

4. View Available Loads:

After enabling location services, browse through the list of available loads displayed on the screen. These loads are accessible for owner operators to view and submit offers to win.

Image 3: Search Filter Screen

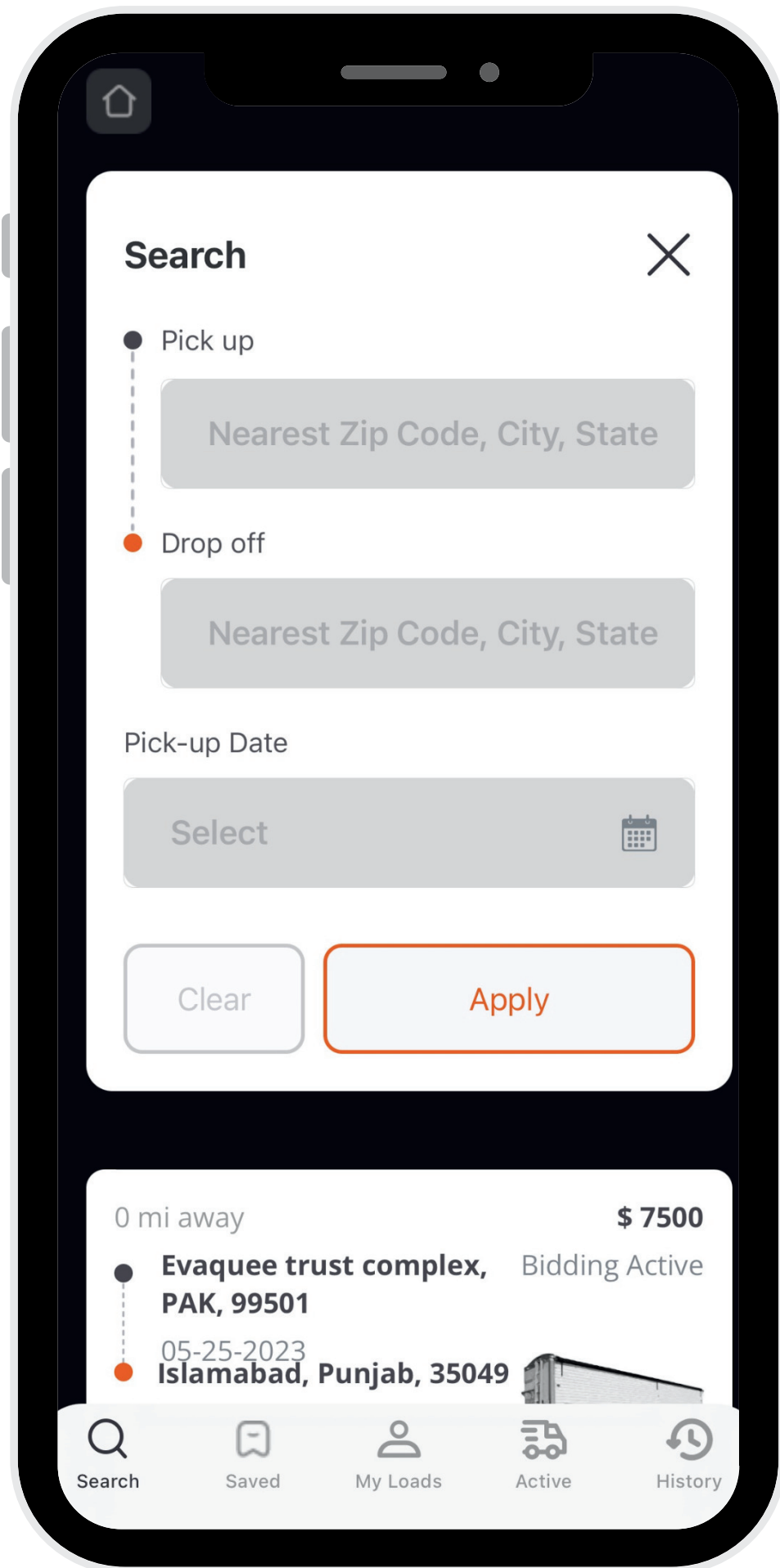
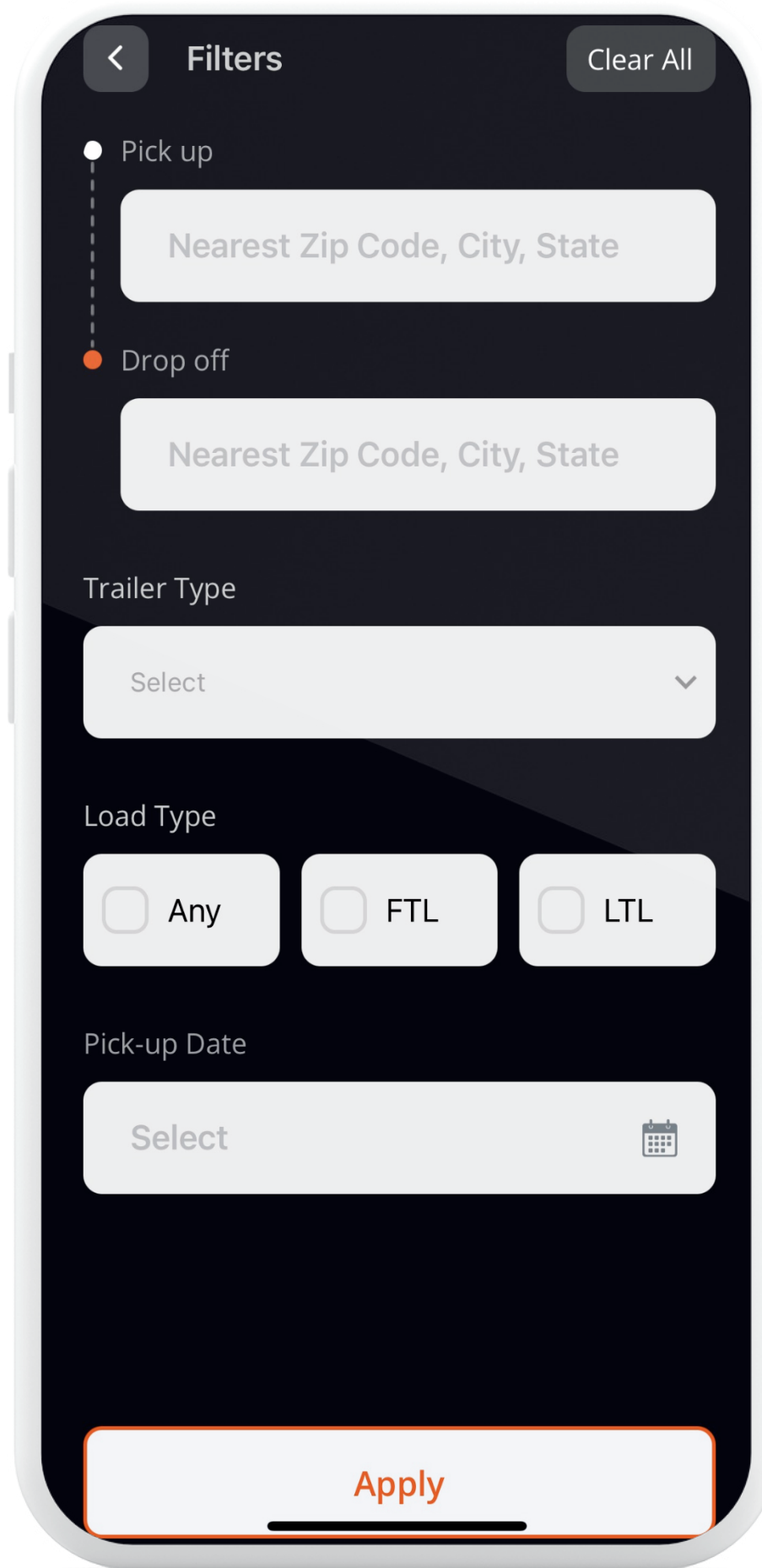


Image 4: Detail Filter Screen



5. Choose Your Search Method:

As an owner operator, you have two options for searching a load:

a. Search Filter:

If you have specific criteria in mind, such as "pick-up" and "drop-off locations", you can use the "search filter". Enter the details of the "pick-up" and "drop-off locations" and "click" on "Apply" to view "relevant loads".

b. Detail Filter:

For more refined search results, utilize the "detail filter". Enter specific details such as "pick-up and drop-off locations", "trailer type", "load type", and "pick-up date". Once you've entered the "desired criteria", "click" on "Apply" to see "matching loads".

Image 5: Load Detail Screen

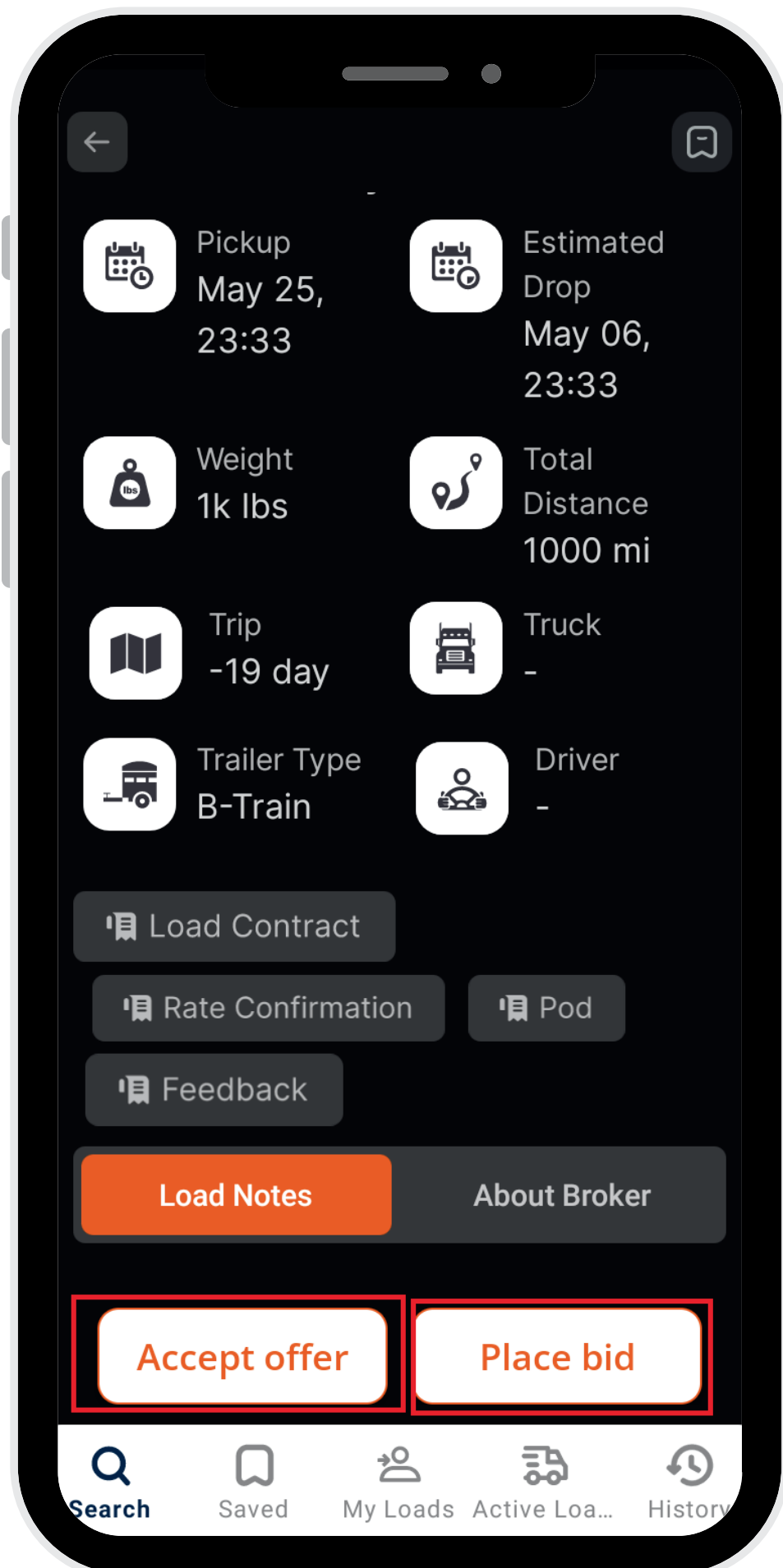
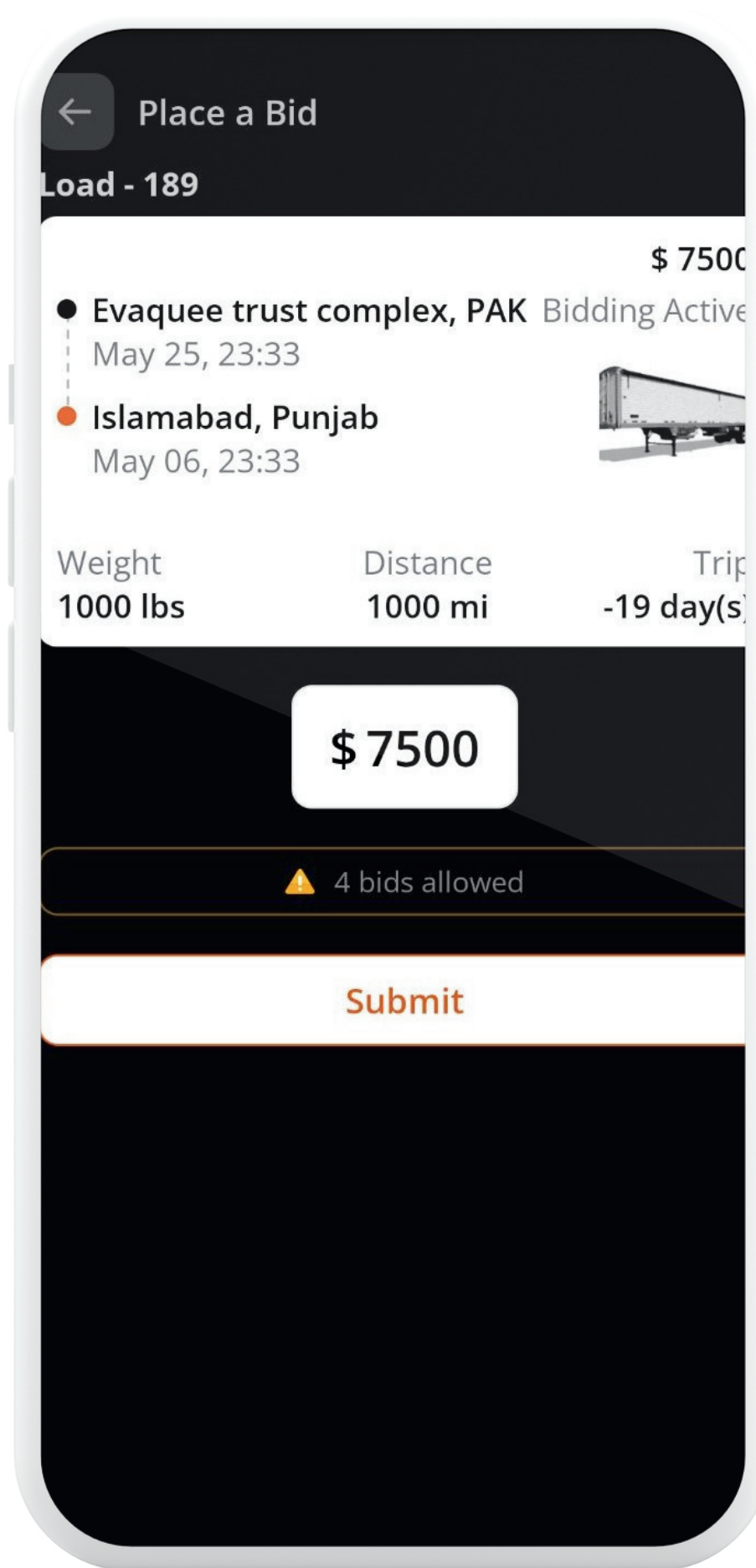


Image 6: Place Bid Screen



6. Select and View Load Details:

Once you've found a load that interests you, select it from the list to view detailed information about the load, including "pick-up" and "drop-off locations", "load type", and other relevant details.

7. Choose Your Winning Strategy:

As an owner operator, you have "Two Ways" to win a load:

a. Accept Fixed Price Offer:

If the load has a fixed price listed, you can choose to accept the offer by "clicking" on the "Accept Offer" button. This instantly secures the load for you.

b. Submit Bid Offer:

Alternatively, you can submit a bid offer to the broker by "clicking" on the "Place Bid" button. Enter your "bid amount" and "submit" it to the broker for consideration.

8. Await Broker Response:

After submitting a "bid offer", wait for the broker to review and respond to your offer. If the broker accepts your bid, "congratulations, you've successfully won the load!"

9. Initiate Paperwork Process:

Once the load is won, both the broker and owner operator can initiate the paperwork process related to the load, ensuring all necessary documentation is completed accurately.



Note: When the owner operator "clicks" on "Place Bid", a new screen will appear where he can "submit the bid". The bid offer should be higher from the base price set by the broker.

Note: The Owner Operator can send a "bid offer" with an attempt limit of "Two Times". When he "submits" the "bid offer", the broker will receive the offer on "Bids Tab" in the "Load Management Board". The broker will have "5 minutes time" to "accept" or "reject" the bid's offer. After 5 mins, the bids are automatically considered as rejected.

Note: The Owner Operator is only able to "submit" the "bid offer" or "accept" the load on "fixed price", if he has the "available truck", "trailer" and "driver" in his "company inventory". Otherwise, the system will not allow him to submit any bid offer on any load.

By following these steps, owner operators can effectively navigate the process of winning a load on the 24/7 Truckin platform, enabling them to optimize their operations and enhance their business opportunities.